



800x800mm
600x1200mm
DOUBLE CHARGE
VITRIFIED TILES



95%
REFLECTION



FORMIDABLE
STRENGTH



WATER
REPELLENT



STAIN
RESISTANT

**CREATING
ATTRACTIVE
SPACE**




800x
800mm



800x
800mm

DOUBLE
CHARGE
VITRIFIED
TILES

TOPAZ WHITE



800x
800mm

DOUBLE
CHARGE
VITRIFIED
TILES

TOPAZ GOLD



800x
800mm

DOUBLE
CHARGE
VITRIFIED
TILES

TOPAZ CREMA



800x
800mm

DOUBLE
CHARGE
VITRIFIED
TILES

TOPAZ ASH



800x
800mm

DOUBLE
CHARGE
VITRIFIED
TILES


TOPAZ MAJESTIC



800x
800mm

DOUBLE
CHARGE
VITRIFIED
TILES

STAR WHITE



800x
800mm

DOUBLE
CHARGE
VITRIFIED
TILES


MOON WHITE



800x
800mm

DOUBLE
CHARGE
VITRIFIED
TILES


TOKYO WHITE



800x
800mm

DOUBLE
CHARGE
VITRIFIED
TILES


TOKYO GOLD



800x
800mm

DOUBLE
CHARGE
VITRIFIED
TILES

TOKYO ALMOND



800x
800mm

DOUBLE
CHARGE
VITRIFIED
TILES

TOKYO ASH

